

# NOVEMBER 2025

Daily literacy-building activities to share with your child.



(631) 979-1600  
<https://hauppaugelibrary.org>



SUNDAY

MONDAY

TUESDAY

WEDNESDAY

THURSDAY

FRIDAY

SATURDAY

**1 WRITING**  
 Create a list of things to do this month. Hang it up where everyone can see. Have your child check off items as they are completed.

**2 PLAYING**  
 Make a story box and tell stories together.  
*(Instructions are on the back. ➡)*



**3 TALKING**  
 At the end of the day talk about everything that happened. What did you like best about today?

**4 SINGING**  
 Have a family sing-along. Each person gets to pick a favorite song.



**5 COUNTING**  
 Draw a large pizza decorated with toppings. Divide it into slices using a marker or scissors. Ask your child, "Can you count the slices? Each one is part of our pizza."

**6 READING**  
 Read a book that won the Caldecott Medal. The library will help you find one based on what your child likes.

**7 WRITING**  
 Draw a map of your neighborhood. Include landmarks your child knows. The park, the library, the red house on the corner.


**8 PLAYING**  
 Go on a walk and collect leaves. Ask questions.  
*What color is that leaf? Are those two leaves the same or different?*

**9 TALKING**  
 Talk about your favorite books. Which do you like best and why?



**10 SINGING**  
 Recite "Rub a Dub Dub"  
*(Words are on the back. ➡)*

**11 COUNTING**  
 Roll a small ball back and forth. Count to ten with each person saying a number each time they roll the ball.



**12 READING**  
 Read fiction and nonfiction books about fall. Your library has lots to choose from!



**13 WRITING**  
 Provide a variety of stickers and a blank sheet of paper. Ask your child to create a scene or tell a story with stickers.

**14 PLAYING**  
 Make a blanket tent. Pretend you are sleeping there overnight. What will you bring? Read a book together in the cozy tent.


**15 TALKING**  
 Wish upon a star tonight. Recite "Star Light, Star Bright."  
*(Words are on the back. ➡)*

**16 SINGING**  
 Sing a favorite rhyming song. Stop at the end of a line and have your child fill in the word.  
*(See "Twinkle, Twinkle Little Star" on the back. ➡)*

**17 COUNTING**  
 Fill a jar with small objects and have your children estimate how many are in the jar. Then count together to see who was closest.

**18 READING**  
 Snuggle together and read two favorite books and one new book you haven't read yet.

**19 WRITING**  
 Draw your child's name in big puffy letters. Color them in together.



**20 PLAYING**  
 Take turns naming animals and making animal sounds.

**21 TALKING**  
 Talk about opposites. Reach high to the sky and low to the ground. Take a big step and a little step.

**22 SINGING**  
 Play favorite songs. Bounce, tap, clap to the rhythm.

**23 COUNTING**  
 See how many cotton balls you can fit into a variety of different-sized containers.

**24 READING**  
 Use your finger to follow along with the words in the book as you read to your child today

**25 WRITING**  
 Make a book with your child. Draw letters and pictures to tell a story. Tape the pages together.

**26 PLAYING**  
 Go for a morning walk. Walk slow. Walk fast (toddler pace). Repeat.

**27 TALKING**  
 Rhyming Day! Incorporate rhymes wherever you can. Look at the birds, they fly high in the sky.

**28 SINGING**  
 March to a drum. Use any empty container to act as a drum.

**29 COUNTING**  
 Use rulers, measuring tape, or even footsteps to measure different objects around the house or outside.

**30 READING**  
 Read a book about winter.

## Listening to nursery rhymes and songs is an early literacy experience that helps children understand how language and stories work.

Recite rhymes and sing songs with children from the time they are infants. This helps them become aware of and then play with the sounds in the words. Many rhymes tell a story with a beginning, middle, and end. This shows children how stories work and that events happen in a sequence. Good readers understand that stories and books have a beginning, middle, and end. After reciting a rhyme or singing a song ask your child about the song. What happened at the beginning? What happened at the end?

### RUB A DUB DUB

Rub a Dub Dub

Three Men in a Tub

And Who Do You Think They Be?

The Butcher, The Baker, The Candlestick  
Maker

And All of the them Out to Sea

### MAKE A STORY BOX

1. Use a small box and decorate it together. Label it Story Box.
2. Find random pictures with no words to add to the story box. Use family snapshots, advertisements from magazines, and other pictures.
3. At story time each person takes a picture (without peeking) and tells a short story about the picture.

### TWINKLE, TWINKLE, LITTLE STAR

Twinkle, twinkle, little star

How I wonder what you are

Up above the world so high

Like a diamond in the sky

Twinkle, twinkle little star

How I wonder what you are


### STAR LIGHT, STAR BRIGHT

Star light, star bright,

The first star I see tonight;

I wish I may, I wish I might,

Have the wish I wish tonight.



# Books to Read this Month

Check out these books at the library. If they are not available, ask the librarian for a recommendation.

## FOR READERS AGES 0-3

### First Snow

by Bomi Park

### Odd Beasts: Meet Nature's Weirdest Animals

by Laura Gehl

## FOR READERS AGES 3+

### Hiders Seekers Finders Keepers - How Animals Adapt in Winter

by Jessica Kulekjuan

### Goodbye Autumn, Hello Winter

by Kenard Pak

