

# JANUARY 2025

Daily literacy-building activities to share with your child.



(631) 979-1600  
<https://hauppaugelibrary.org>

SUNDAY

MONDAY







TUESDAY

WEDNESDAY

THURSDAY

FRIDAY

SATURDAY

SUNDAY		MONDAY		TUESDAY		WEDNESDAY		THURSDAY		FRIDAY		SATURDAY	
						<b>1 WRITING</b> Draw the numbers 2025 and color them with your child. Talk about the upcoming year. 		<b>2 PLAYING</b> Play "Riddle Me." Take turns offering riddles. <i>I'm white and fluffy and float in the sky. I can be gray when it rains. What am I? Yes! Clouds!</i>		<b>3 TALKING</b> Tell your child about winter weather and how cold it can be in some places. Is your area cold or mild? Share your favorite thing about winter.		<b>4 SINGING</b> Play or sing a song your child is familiar with and act it out while you are singing or while it is playing.	
<b>5 COUNTING</b> Weigh your child and write it here: _____ Save the calendar and measure again in June.		<b>6 READING</b> Take turns thinking of rhyming words. Whoever comes up with the most wins! <i>"What words can you think of that rhyme with Dad?" Bad! Sad! Add! Mad!</i>		<b>7 WRITING</b> With your child write down (and talk about) important dates on a 2025 calendar.		<b>8 PLAYING</b> Create an obstacle course and give your child directions. <i>Go around the chair, go over the book, pick up the spoon, turn around and come back.</i>		<b>9 TALKING</b> Talk about colors. Ask your child what their favorite color is and share what your favorite color is. Talk about things that are those colors.		<b>10 SINGING</b> Play a favorite song and have a silly dance contest. 		<b>11 COUNTING</b> Measure your child's height and write it here: _____ Save the calendar and measure again in June.	
<b>12 READING</b> Use your finger to follow along with the words in the book as you read to your child today.		<b>13 WRITING</b> Write these questions and help your child answer them. Then decorate the page. <i>My name is _____.            I am ____ years old.</i>		<b>14 PLAYING</b> Play "Follow the Leader." Do things and ask your child to do the same. <i>Touch your head, Turn around, Sit down, Stand up again!</i>		<b>15 TALKING</b> Talk about food. <i>Which food do you each think is the most delicious? What do you want to eat for dinner?</i>		<b>16 SINGING</b> Sing or say "Twinkle, Twinkle, Little Star." <i>(Words are on the back. ➡)</i>		<b>17 COUNTING</b> Sing or say "Five Little Snowmen." <i>(Words are on the back. ➡)</i> 		<b>18 READING</b> Be a reading role model. Let your child see you reading a book or magazine. 	
<b>19 WRITING</b> Write these questions and help your child answer them. Then decorate the page. <i>My favorite color is _____.            My favorite animal is _____.</i>		<b>20 PLAYING</b> Go on a scavenger hunt. <i>Look for things that begin with T.            Toys, trees, toes.</i> 		<b>21 TALKING</b> Help your child place ice cubes in various places inside your home. Talk about which melts first. 		<b>22 SINGING</b> Make up silly songs about everyday activities. <i>This is the way we brush our teeth, brush our teeth, brush our teeth, to make them very clean!</i>		<b>23 COUNTING</b> Count snacks. <i>How many crackers are there?</i>		<b>24 READING</b> Read a book about winter.		<b>25 WRITING</b> Take turns using your finger to draw shapes in the air and guessing what the shape is. <i>Circle, square, triangle, heart, diamond, etc.</i>	
<b>26 PLAYING</b> Play "I Spy." Give the first letter of an object as a clue. <i>I spy with my little eye something that begins with... D.            Yes, dish!</i>		<b>27 TALKING</b> Give your child choices. <i>Would you rather wear your white shirt or your purple shirt?            Would you rather play with the ball or the blocks?</i>		<b>28 SINGING</b> Sing or say "Hickory Dickory Dock." <i>(Words are on the back. ➡)</i>		<b>29 COUNTING</b> Measure your feet day! Line up all the family's shoes and boots. Whose are the biggest? The smallest?		<b>30 READING</b> Choose a letter of the day. Point out the letter wherever you see it today.		<b>31 WRITING</b> Draw large letters on a sheet of paper. Give your child some clay and have them roll it out to trace the letters.			

## You have been your child's teacher from the day he or she was born.

You know more about your child than anyone else, and you are in the best position to help your child get ready to read. Whether your child is four days old or four years old, it is not too early or too late to help him or her develop pre-reading skills. You can help your child learn language and other literacy skills with simple and fun activities like those in this calendar.

### TWINKLE, TWINKLE, LITTLE STAR

Twinkle, twinkle, little star  
How I wonder what you are  
Up above the world so high  
Like a diamond in the sky  
Twinkle, twinkle little star  
How I wonder what you are



### HICKORY DICKORY DOCK

Hickory Dickory Dock,  
The mouse ran up the clock.  
The clock struck one  
And down he run.  
Hickory Dickory Dock  
Tick Tock!

### FIVE LITTLE SNOWMEN

Five little snowmen standing in a row,  
*(Hold up five fingers)*  
Each had a hat and a big red bow.  
*(Put hands on head and then neck)*  
Out came the sun and stayed all day,  
*(Circle arms overhead)*  
And one little snowman melted away.  
*(Slump down)*

REPEAT WITH 4, 3, 2, 1, UNTIL NO SNOWMEN ARE LEFT.



# Books to Read this Month

Check out these books at the library. If they are not available, ask the librarian for a recommendation.

## FOR READERS AGES 0-3

### Bundle Up Little Pup

by Dori Elys

### 123 Cats: A Cat Counting Book

by Lesléa Newman

## FOR READERS AGES 3+

### Was It a Cat I Saw?

by Laura Bontje

### Invisible Things

by Andy J. Pizza

