


# OverDrive® Read & OverDrive® Listen

**OVERDRIVE READ:** A browser-based eBook reader that works on most computers, tablets and mobile devices


**OVERDRIVE LISTEN:** A streaming audiobook player that works on most computers, tablets and mobile devices

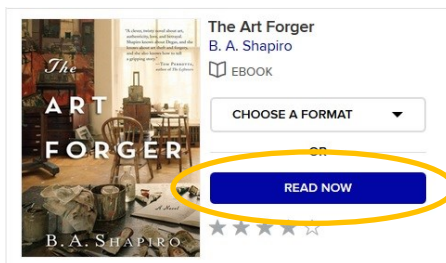
## FINDING EBOOKS/AUDIOBOOKS

- You will need an Internet connection with an updated browser. Browsers that work well include: Chrome, Firefox, Safari and Internet Explorer 11 and above.
- Go to <http://livebrary.overdrive.com>.
- Sign in to your Live-brary account by clicking on **Sign In** in the **top right corner** of the screen.
  - Choose **Hauppauge Public Library** from the dropdown menu.
  - Enter your **library card number or username**, and your library account **password**. If you don't have a password, click "create or reset your password" and follow the instructions. Your *password may contain letters and numbers only (do not use punctuation marks or duplicate letters or numbers)*.
  - Search for a specific title or author, or browse the Live-brary collection to find a title which interests you.
  - To **search** for books, click on the magnifying glass in the top right corner.
  - To **browse** for titles, click on Subjects or Collections in the top left corner.
  - Ebooks will be labeled with a book symbol
  - Audiobooks will be labeled with a headphones symbol



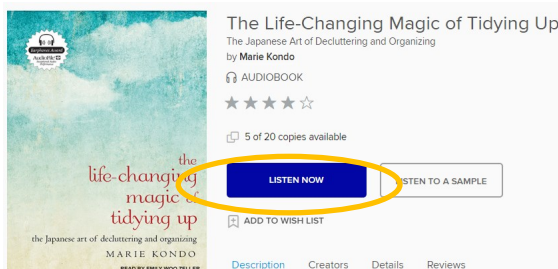
## BORROWING EBOOKS

- Titles available to borrow immediately have a blue **Available** banner on top of the cover.
- Click on the cover image.
- Click on the blue **Borrow** button. If you would like to change your loan period, use the drop down menu on the right—you can choose between 7, 14, 21 days.
- Click on the  icon in the top right corner to go to your **Loans** page.
- Click on **Read Now**
- The book will open in a new window.



## BORROWING AUDIOBOOKS

- Titles available to borrow immediately have a blue **Available** banner on top of the cover.
- Click on the cover image.
- Click on the blue **Borrow** button. If you would like to change your loan period, use the drop down menu on the right—you can choose between 7, 14, 21 days.
- Click on **Listen Now**
- The book will open in a new window.




## WAIT LIST

- If there is a waiting list for a book, there will be a white **Wait List** banner on top of the cover. You can place a hold on the title.
- Click on **Place a Hold** (just below the cover image).
- If you've previously entered an email address, your hold will be placed automatically. If not, you'll be prompted to enter and confirm one. You'll receive an email when the title is available.



**Wait List Title**

## RENEWING TITLES

- 3 days prior to a title's expiration date you will have the option to renew. To renew, visit <http://livebrary.overdrive.com> and sign in to your Live-brary account.
- Click on the  icon to go to your loans page.
- Click on **Request again** under the title you'd like to renew.
- Enter and confirm your email address, then click **submit**. You'll be notified by email when the title is available to be downloaded again.





**Renewal**

## RETURNING BOOKS

- Titles you've borrowed will automatically be returned at the end of their lending period.
- To return your title early, click on the icon.



## OFFLINE ACCESS (FOR EBOOKS ONLY)

- Open the OverDrive Read Menu 
- Select **Offline Access**.
- **iOS Devices ONLY** (iPhone, iPad, iPod touch): Select the **Alternatively, you can download in Safari** link
- Select the cloud icon to save the book in your cache 
- Bookmark the URL of the eBook
- When you're offline, open the web browser and go to the bookmarked URL of the eBook

