


Meet Libby

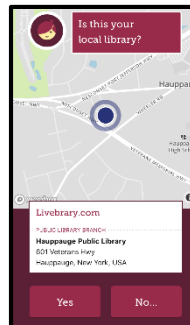

A NEW, STREAMLINED WAY TO BORROW DIGITAL BOOKS AND AUDIOBOOKS

The Libby app (created by OverDrive) is available for Android, iOS (iPhone/iPad/iTouch) and Windows 10 devices.

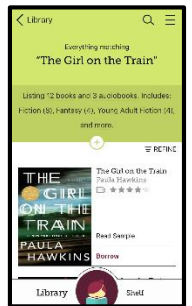
- Download and install the Libby app from your device's app store
- Open the Libby app and tap the "Hi!" button



- Tap "Find My Library". The app should find the Hauppauge Library. If it does not, click "No" and then type our zip code "11788" and select our library.



- Tap "Add Your Card" to log in so you can checkout items.
- Search or browse for a title to checkout. When you find an item, tap "Borrow" to check it out or tap the cover to learn more about the title or to get a sample.
- After tapping "Borrow" a confirmation page appears. Here, you can tap on the underlined loan period (e.j. 14 days) change your borrowing period. Tap "Borrow!" to complete the checkout.
- Tap "Open Book" or "Open Audiobook" to begin. Borrowed titles will download automatically to the app.
- Return/Renew items by going to your "Shelf" tapping on the cover and then either tap "Return Title to Library" or "Renew Loan" if it is available to be renewed



If you prefer reading on your Kindle, Libby can send your library books to it:

- Go to your Shelf
- Tap the cover of the book
- Tap "Send to Device"
- Tap "Send to Kindle!" (you may have to scroll down)
- Sign into Amazon and then click "Get library book" button
- The book will automatically transfer to whatever Kindle device you have linked to your Amazon account.

If the Libby app is not available for your device, continue to use the original OverDrive app.